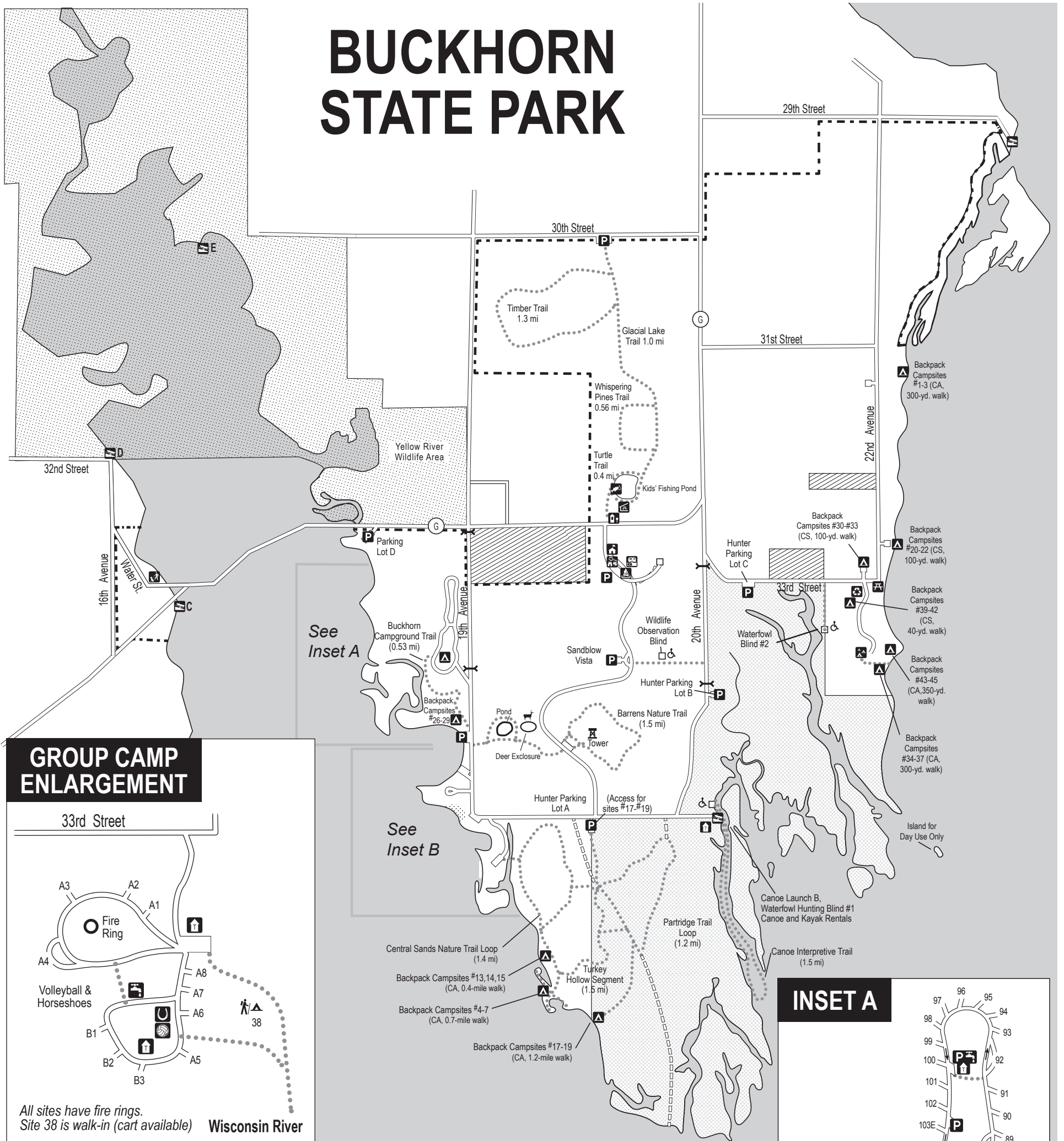
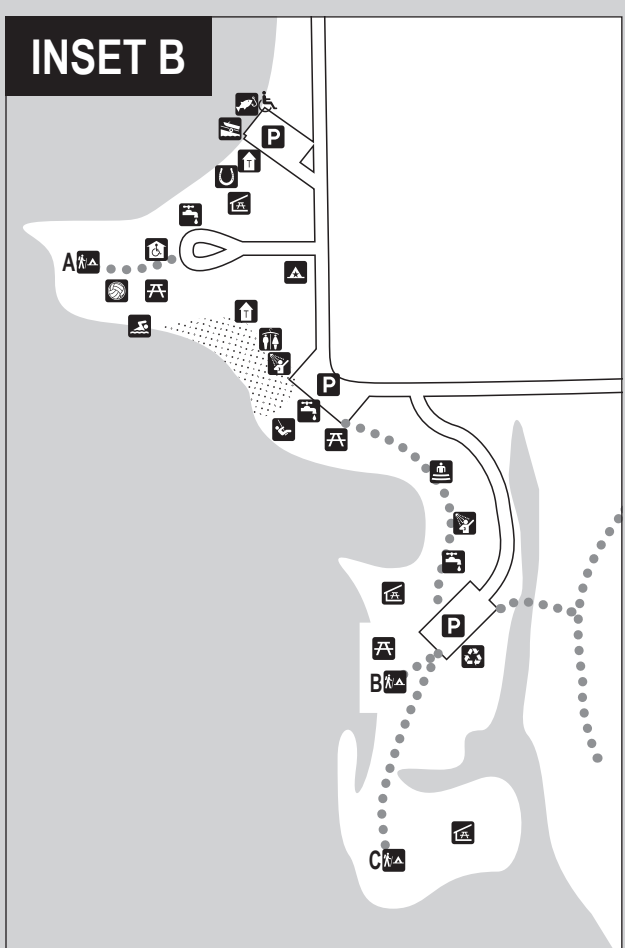
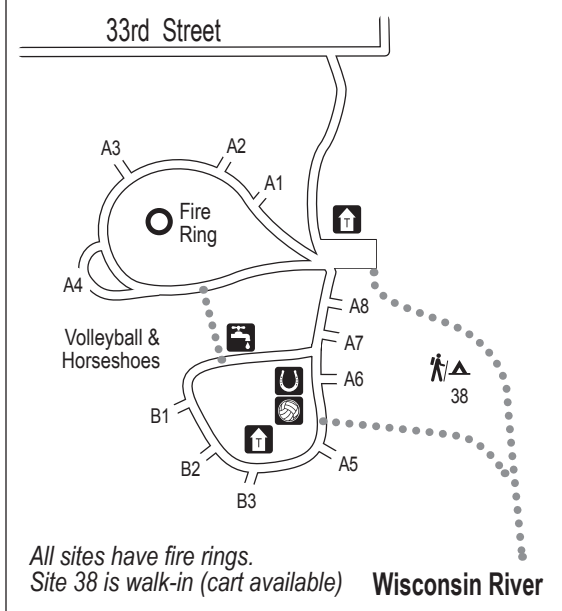


BUCKHORN STATE PARK



GROUP CAMP ENLARGEMENT



See Inset B

LEGEND	
	Park Boundary
	Trail or Abandoned Road
	Service Road
	Yellow River Wildlife Area
	Buckhorn Wildlife Area
	Privately Owned Land
	Campsite
	Electric Campsite
	Accessible Campsite
	Camp Host Site
	Walk-to Campsite
	Accessible Cabin
	Amphitheater
	Beach
	Boat Launch
	Camp Host
	Campground
	Camping Walk
	Changing Stalls
	Drinking Water
	Dump Station
	Entrance Station
	Firewood Sales
	Fishing
	Group Campsite
	Horseshoes
	Nature Center
	Office Headquarters
	Parking
	Picnic Area
	Picnic Shelter
	Playground
	Recycling
	Restroom Flush
	Restroom Vault
	Shower Building
	Volleyball

Backpack Campsites
 A: #23-24 (CS, 100-yd. walk)
 B: #8 (electric), 9, 16 (50-ft. walk)
 C: #10-12, 25, 199 (CS, shelter available, 200-yd. walk)

INSET A

